



0800 VANDA NZ  
 (0800 826 326)  
 Sales@vanda.co.nz  
 www.vanda.co.nz

# somfy® Somfy Glydea Ultra 60e RTS




Specification	Details
Item Number/Code	VA.SMFY.0004 #1241035
Maximum Curtain Weight	60 kg
Nominal Torque	1.0 Nm
Nominal Speed	15 cm/s (Adjustable 7.5-20)
Sound Level	39.7dBa (at nominal speed)
Max Power	60W
Voltage	90V – 255V, 50Hz – 60Hz, 0.4A
Radio Frequency	433.42 MHz (RF remote control or RF wall switch)
Index Protection Rating	IP 30 (for indoor use only)
Automation Control	Yes, by data cable with RJ12 plug <i>(data cable not supplied)</i>
Warranty	5 Years

Motors can be supplied with or without inline connectors. Motors are supplied with an inline connector (Molex) as standard.

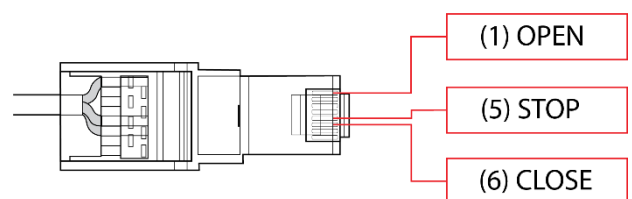
### Somfy Glydea Ultra 60e RTS Motor (Radio Technology Somfy) wiring:

- Use 3 of 4 core Universal (#9015792/805/806 – 2.3/5/10M) Molex



### Somfy Glydea Ultra 60e RTS Motor Automation Control

- Use data cable and RJ12 plug *(data cable not supplied)*



# Glydea Ultra Curtain Motor

## PRODUCT SPECIFICATIONS

# The premium curtain motor solution guaranteeing an effortless, whisper quiet motion

### PRODUCT MAIN FUNCTIONALITIES



**Designed for Silence**  
Silent mode and silent accessories



**Available in multiple technologies**  
RTS, DCT\*, WT and bi-directional technology with RS485 module.

**RECOMMENDED TO SET WITH:**  
Universal test lead  
(ref. 9015971)



**Soft start and soft stop on RTS and DCT motors**



**Adjustable Speed**  
5 Speeds available



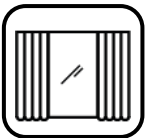
**Manual operation in case of power failure**



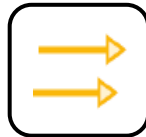
**Touch Motion**  
(RTS & DCT)



**Open, Close, Stop & My Position**  
(favourite position memory for RTS & DCT)



**Compatible with 1 way and 2-way openings**



**Tandem Operation**  
(WT and DCT)



**Compatible with Glydea Track & Accessories**



\*Capable of converting to Somfy DCT technology. Refer to DCT conversion wiring diagram (page 3).

# Glydea Ultra Curtain Motor

## PRODUCT SPECIFICATIONS

### BENEFITS FOR PROFESSIONALS

#### Reliable, robust and discreet

- The premium solution for residential and commercial projects

#### Adaptable and powerful

- Compatible with multiple technologies (WT/DCT/RTS/RS485) to meet the needs of smart buildings and smart homes
- Curtain weight up to 60kg

#### Flexible Installation

- Available with optional inline connector for ease of programming
- Motor can fit either end of the track
- Option to change the motor cable output direction

### BENEFITS FOR END USERS

#### Elegance

- New design for the best aesthetic of the complete solution.

#### Comfort

- Enjoy one of the quietest solutions on the market. Open and close smoothly to allow the right amount of light to create a perfect ambiance without disturbing your peace and quiet.

#### Smart and simple

- Enjoy your smart home by controlling your curtains with Connexoon Window RTS and voice control (through IFTTT).

### COMPATIBLE END PRODUCTS



Curtain

### TECHNICAL DATA

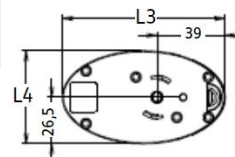
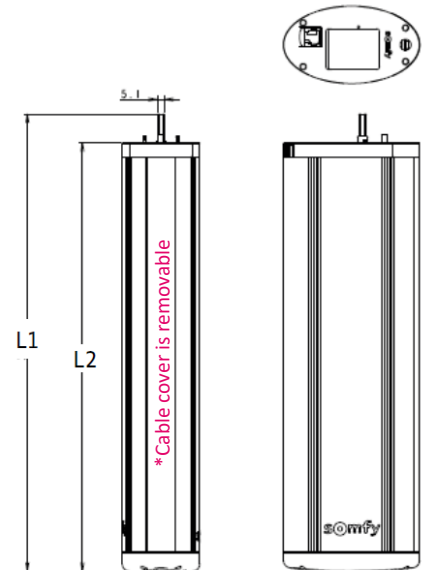
Thermal Time	2.5 Mins
Supply	AC
Index Protection Rating	IP30
Limit Switch Unit	Electronic
Temperature Working Range	0°C to +60°C
Electric Insulation	Class I

### PERFORMANCE

Somfy Technology	RTS		WT* (optional DCT)	
	Curtain Maximum Weight	35kg	60kg	35kg
Nominal Torque (Nm)	0.6	1.0	0.6	1.0
Linear Speed (cm/s)	7.5 (silent mode), 12.5, 15, 17.5, 20			
Sound Level (dBA)	29.8,	37.3,	39.7,	43.4, 45.2
Voltage	240V		240V	
Max Current (A)	0.4		0.4	
Radio Frequency (MHz)	433.42		N/A	
Adjustable Limits	Yes		WT: No DCT: Yes	
Touch Motion	Yes		WT: No DCT: Yes	
Soft Start, Soft Stop	Yes		WT: No DCT: Yes	
Compatible with Glydea RS485 Module (1870275)	Yes		WT: No DCT: Yes	
Option to change the cable output direction*	Yes		Yes	
Item Number without Inline Connector	1240227	1240230	1240219	1240228
Item Number with Inline Connector	1241032	1241035	1241030	1241033
Tandem Operation Available	No		Yes	
Max Track Length (m)	10	12	10	12
Compatible with Glydea Ultra Track & Curtain Accessories	Yes		Yes	
Dedicated RTS Wall Mounts for Curtain	Smooove 1 Open/Close Black RTS (1811009) Smooove 1 Open/Close White RTS (1811011) [Frame not included; Frame sold separately]			

### DIMENSIONS

L1	348mm
L2	328mm
L3	93mm
L4	53mm



\*Capable of converting to Somfy DCT technology. Refer to DCT conversion wiring diagram (page 3).